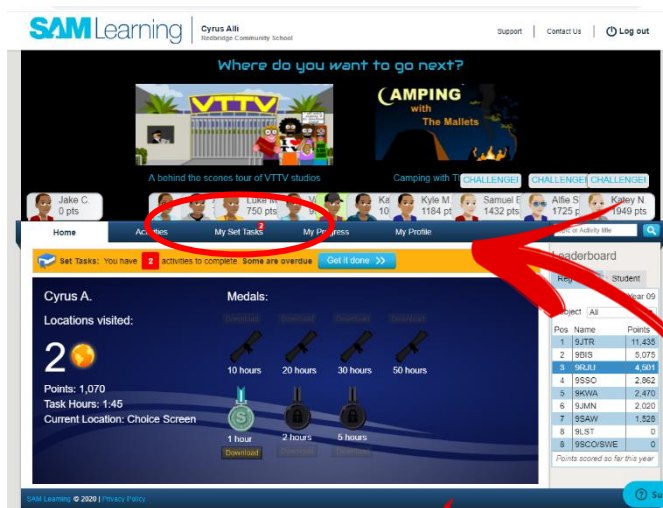




Student Guide: Accessing SAM Learning Tasks

Step 1- Sign into SAM Learning



Go to: www.samlearning.com

Centre ID: **SO1RC**

Username: **ddmmyyii**

(your date of birth and initials)

Password: **ddmmyyii**

(Is the same as your username)

Step 2- Select 'My Set Tasks'

Step 3- Select a task you have been assigned

Home

Activities

My Set Tasks





My Progress

My Profile

To Do

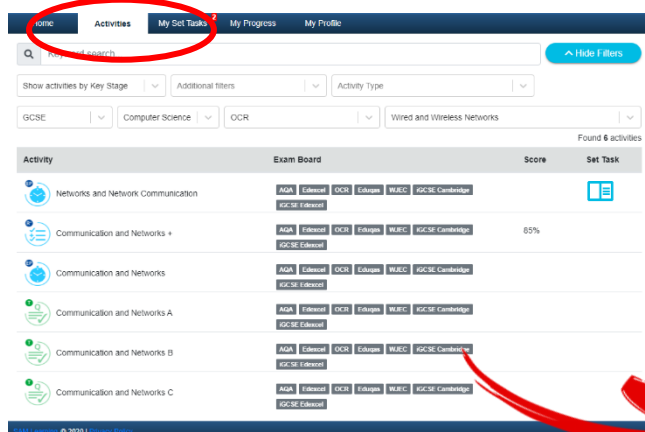
Complete

Incomplete

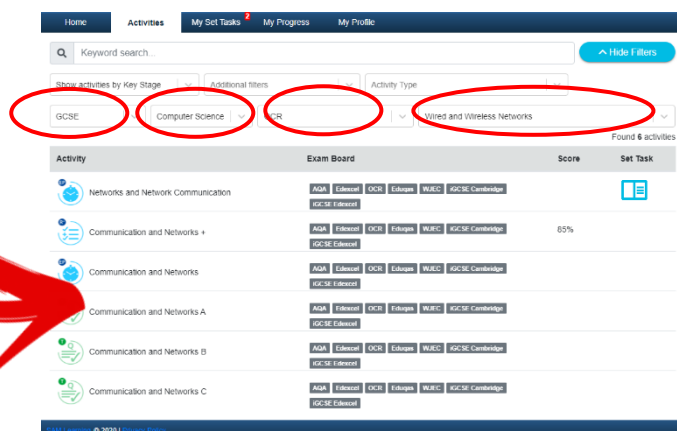
Set Tasks Title	Type	Activity name	Due
! Wk. 6		Networks and Network Communication	 FEB 21
Homework- Data Representation 2		Data Representation 2 +	 MAR 20

OR

Step 1- Select the 'Activities' tab



Step 2- Filter activities by Key Stage, Subject, Exam Board and Topic.



Step 3- Finally select an activity to complete

Activity	Exam Board	Score	Set Task
Networks and Network Communication	AQA Edexcel OCR Eduqas WJEC iGCSE Cambridge iGCSE Edexcel		

